

Pairing Ultion Keytag

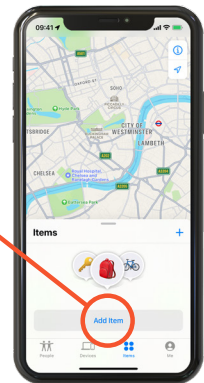
1.

Open
"Find My"




2.

Add Item



3.

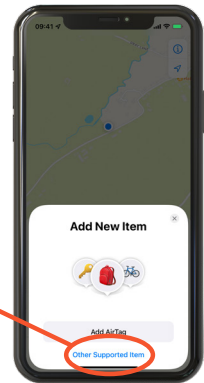
Pull battery
tab to enter
3min
pairing
mode



4.

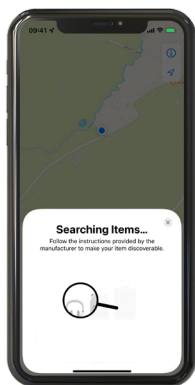
Select
"Other
Supported
Item"

Do not select
"Add AirTag!"



5.

Follow
on-screen
instructions



6.

Assemble
KeyTag
as shown



To re-enter
Pairing Mode:
remove battery,
then re-insert
whilst holding
down reset button

